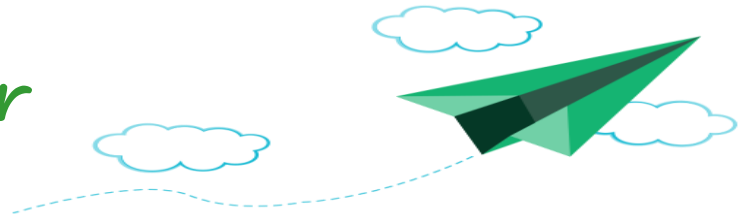


# CMS Summer Soar



**CompassLearning is available at home to enhance your child's educational experience this summer.**

**A customized learning path has been designed especially for your student and is available through CompassLearning @ [www.compasslearningodyssey.com](http://www.compasslearningodyssey.com)**

## Student Login:

**User: (first initial+lastname+last 4 digits of student ID) ex. Nsmith4372**




**Password: (Birthdate) YYMMDD ex.061117**

**School: CMSD**


## **Monitoring Success:**

Using your child's login credentials, you have access to the student's individual portfolio of a student's recent work, assignments, and scores. *It is recommended that students successfully complete 3 to 4 activities a week.*

## **Student Launch Pad**

- Click on the subject icon to work on assignments. 
- Click the name of an activity to start working.
- Click the  icon in the top left corner to return to the launch pad.
- Click the icon in the top right to  log out of your session.

## **Check your progress**

- Click the portfolio icon  to check your scores.
- See your work on activities from these time periods.
- **Have fun!**

## **Workstation Setup**

To ensure that a workstation is properly set up to run the Compass Learning Odyssey program, you will need to verify that all minimum software requirements are met. A requirements list is available by clicking the System Requirements button on the Compass Learning Odyssey home page. The system check option on the System Requirements page provides assistance in this effort by checking the operating system, browser version, specific browser settings, and plug-ins. Click the "Check System" button to start the system check. You can easily see which requirements have not yet been met and access the appropriate Web sites via the links provided.

To get started using Odyssey on an **iPad**, follow these steps:

- 1) Go to the App Store for your mobile device and find Puffin Academy by CloudMosa.
- 2) Download the Puffin Academy app (not Puffin Web browser, also by CloudMosa).
- 3) Open the Puffin Academy app.
- 4) A simple search for "compass learning" will bring you to Odyssey.
- 5) Click the logo, then click the logo again, and you will be redirected to the Odyssey login screen.
- 6) Login as you would normally login and begin using Compass Learning Odyssey!
- 7) Use this app each time your student wants to access CompassLearning.



For additional assistance in setting up your system, refer to our Support page at

<http://support.compasslearning.com/faq>

You may also contact Compass Learning Customer Support at <http://support.compasslearning.com> or email [support@compasslearning.com](mailto:support@compasslearning.com).