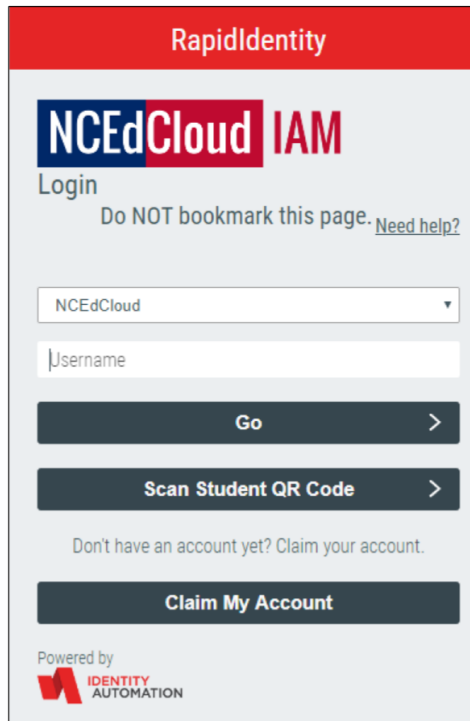



# Method 1: NCEdCloud

1. Go to [my.ncedcloud.org](https://my.ncedcloud.org)



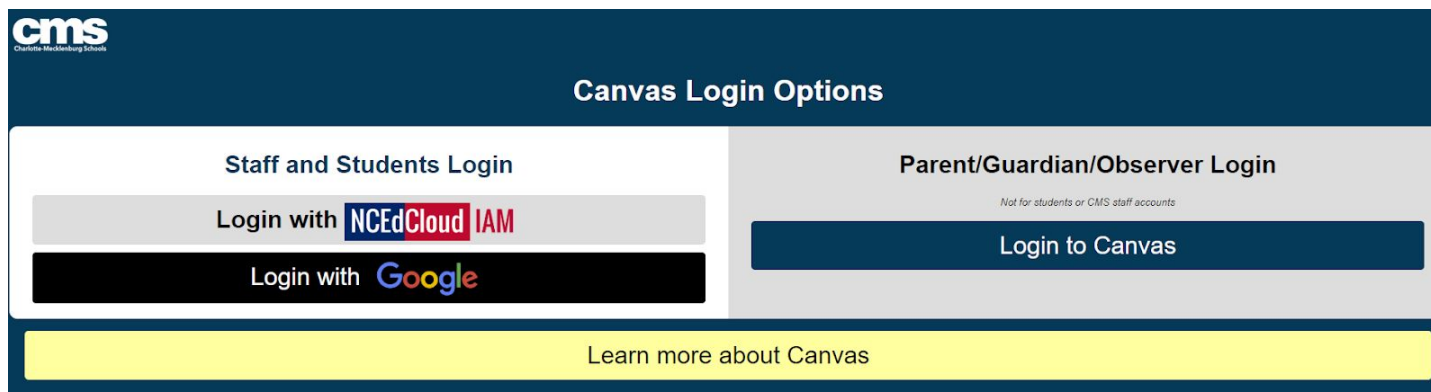
2. On this log in screen, please log in using your username (your ID number) and password. If you have forgotten your password, please reset your password using "Password Reset" or contact your teacher.



3. Choose the icon that says Canvas. It'll look like this: 
4. You should automatically be logged into Canvas at this point.

# Method 2: Google Account


1. Go to [cms.instructure.com](https://cms.instructure.com)
2. On the Canvas login page, click on the "Login with Google" button (see below)




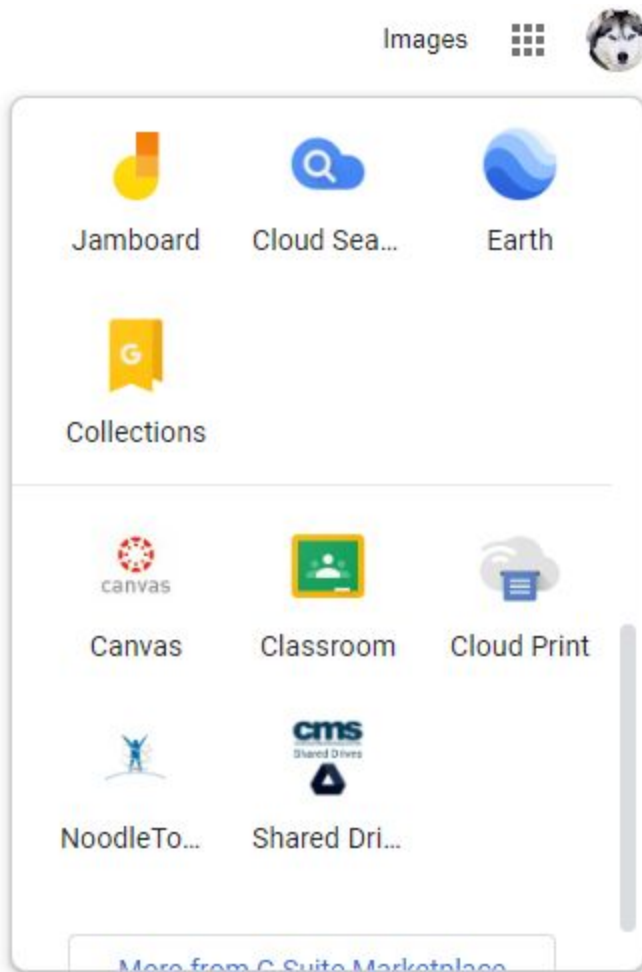
3. Login with your CMS google credentials. Your login will be your ID number @ student.cms.k12.nc.us (so if your ID number was 1234567890, then your login is [1234567890@student.cms.k12.nc.us](mailto:1234567890@student.cms.k12.nc.us)). Your password will be your Google password for your CMS account. If you don't remember your Google password, contact your teacher.
4. After this you should be logged into Canvas at this point.

## Method 3: Google "waffle"

Method 3 will work just in case method 1 or 2 don't work.

1. Go to Google.com and click 
2. Login with your CMS google credentials. Your login will be your ID number @ student.cms.k12.nc.us (so if your ID number was 1234567890, then your login is [1234567890@student.cms.k12.nc.us](mailto:1234567890@student.cms.k12.nc.us)). Your password will be your Google password for your CMS account. If you don't remember your Google password, contact your teacher.

3. Go back to Google.com and then click on the "waffle" icon. It looks like this: 
4. Scroll down the popup until you see Canvas and click on it. It will be at the bottom of the popup.



**If you do not see the Canvas icon at the bottom of this window, check and make sure you're logged in with your CMS account (and not other Google accounts).**