



Student Login Walkthrough



Sign in to your Chromebook

Enter your email

[More options](#)

NEXT

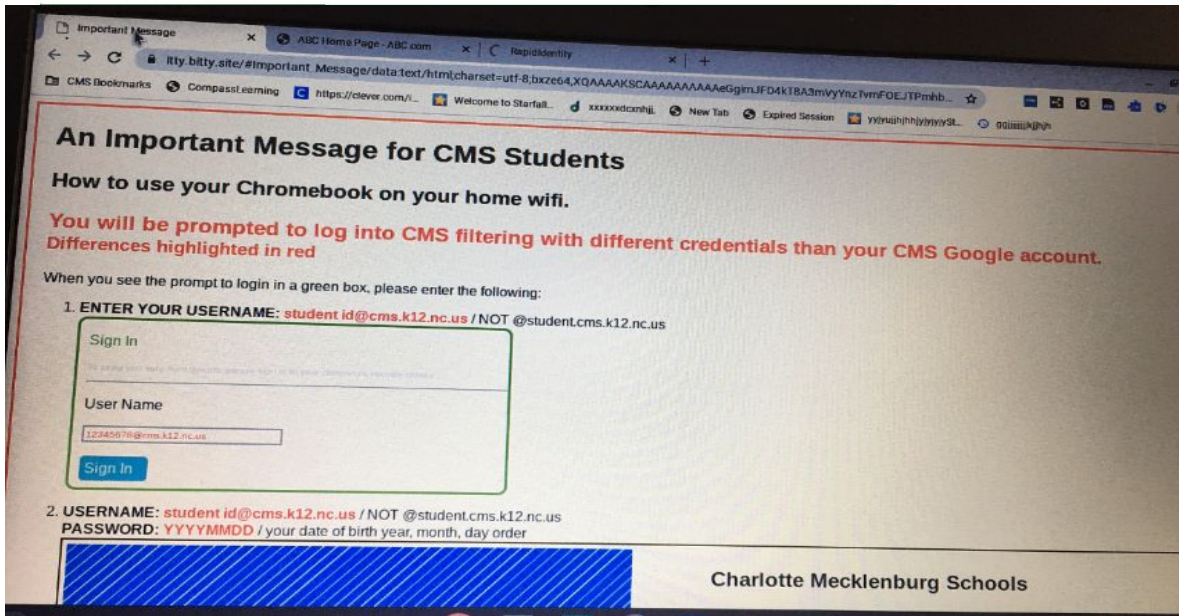


Students should log in to their Chromebook using their student email and Google password.

For example if your Student's ID is 12345678 their email is;


12345678@student.cms.k12.nc.us

****If your student does not know their Google password, please contact your student's school/ Teacher to have it reset. ****



This is the opening page after you sign in

Open a new tab in the Chrome window and type ABC.COM in the web address bar. This will force a sign in box to appear with Green border around the box appear .

 Sign in

To keep you safe from internet threats, please sign in to your company's security service.

User Name

Screen will have a GREEN border around it (This log in screen is our security screen which protects your student while on the internet) Their username and password is for this security screen is the same they use to sign on to a Windows Desktop

Student's should log in using their student email **without the word (student)** For example if your student's ID number is 12345678 their username will be [12345678@cms.k12.nc.us](#)

If another screen pops up with a Green border asking for a password use the student birthdate YYYYMMDD

Charlotte Mecklenburg Schools

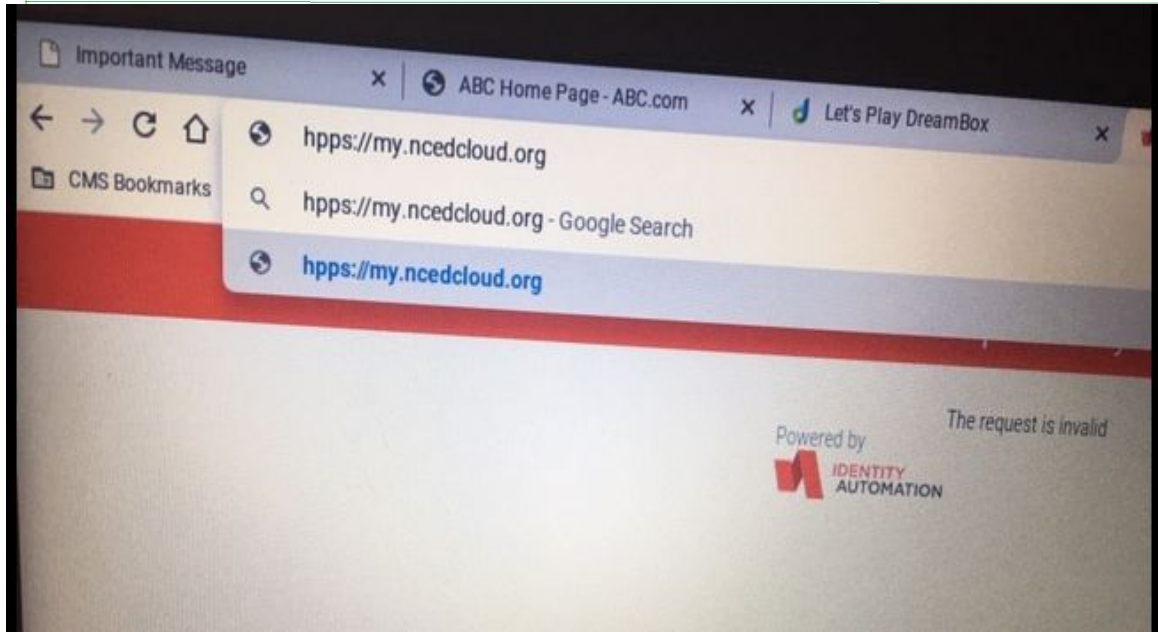
Sign in with your organizational account

Sign in

Here you will sign in as you did on the last page with your student's email.

12345678@cms.k12.nc.us

The password will be your student's birthday in the **YYYYMMDD** format. If your student was born on March 13th, 2011 the password would be 20110313. There are no spaces or slashes.



Open new tab in the Chrome window and try to navigate to Canvas by typing <https://my.ncedcloud.org/> in the web address bar.

NCEdCloud IAM

Login

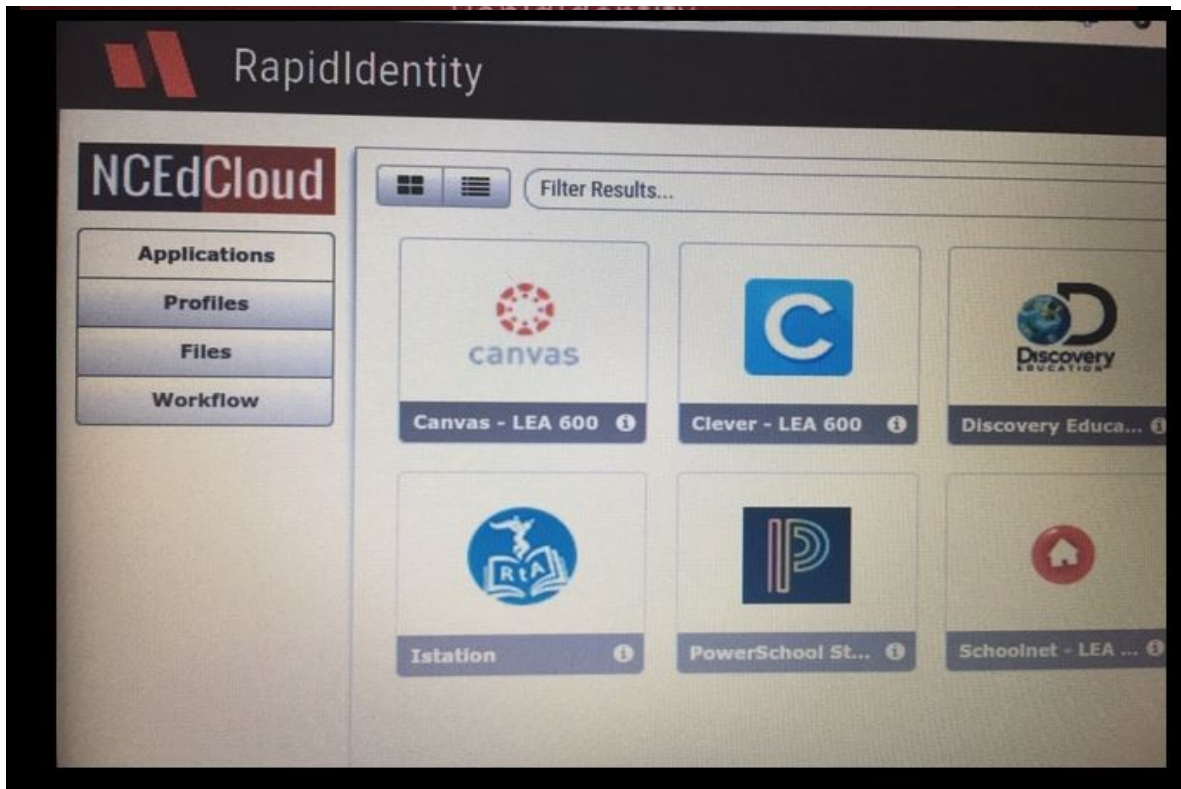
Do NOT bookmark this page. [Need help?](#)

Username

Put in Student ID
only in Username
Example is 12345678

Click Go

Next Screen will be
to enter password
for NCEdCloud and
Click Go



After putting in NCEdCloud password and successfully signing into NCEdCloud, you will see this screen.

It shows access to Canvas, Clever and other applications your child has access to

If you have followed the previous steps correctly and you are still experiencing issues logging your student in, please contact Parkside (through the **Technology Issue Form** on the **Parkside Technology Page**) to reset the password for the student. Tell your school which step you can't get the password to work for.

I can't Sign-on to the chromebook

or

I can sign on to the chromebook but can't get past the Green Border screen

or

I can't get past the Blue screen with Charlotte Mecklenburg Schools

or

I can't get into NCEdCloud screen